

**University of Massachusetts Amherst Student Response to Instruction (SRTI)
Individual Section Report: Item Frequencies**

Semester: SPR 2010 Instructor: HILL, SCOTT
Course: PHIL 160 Section #: B Class #: 56686
Forms returned: 19
Total enrollment: 29
Response rate: 66%

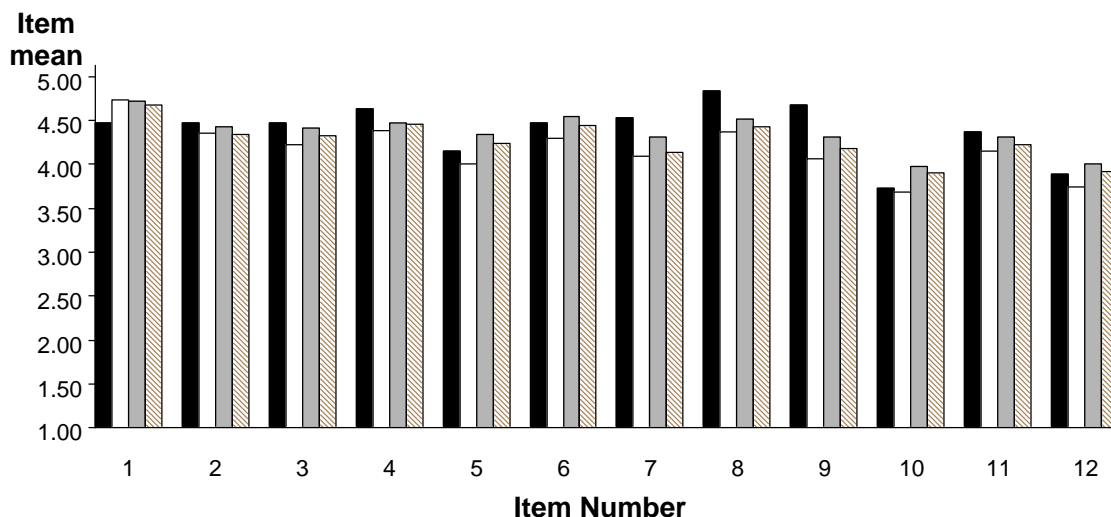
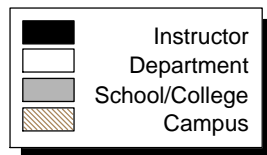
Item #	SRTI Item	5	4	3	2	1	OMIT	N
1	The instructor was well prepared for class. (5=Almost always, 1=Almost never)	12	4	3	0	0	0	19
		63%	21%	16%	0%	0%		
2	The instructor explained course material clearly. (5=Almost always, 1=Almost never)	11	6	2	0	0	0	19
		58%	32%	11%	0%	0%		
3	The instructor cleared up points of confusion. (5=Almost always, 1=Almost never)	12	5	1	1	0	0	19
		63%	26%	5%	5%	0%		
4	The instructor used class time well. (5=Almost always, 1=Almost never)	13	5	1	0	0	0	19
		68%	26%	5%	0%	0%		
5	The instructor inspired interest in the subject matter. (5=Almost always, 1=Almost never)	9	4	6	0	0	0	19
		47%	21%	32%	0%	0%		
6	The instructor showed an interest in helping students learn. (5=Almost always, 1=Almost never)	10	8	1	0	0	0	19
		53%	42%	5%	0%	0%		
7	I received useful feedback on my performance. (5=Almost always, 1=Almost never)	12	5	2	0	0	0	19
		63%	26%	11%	0%	0%		
8	The methods of evaluating my work were fair. (5=Almost always, 1=Almost never)	17	1	1	0	0	0	19
		89%	5%	5%	0%	0%		
9	The instructor stimulated student participation. (5=Almost always, 1=Almost never)	14	4	1	0	0	0	19
		74%	21%	5%	0%	0%		
10	Overall, how much do you feel you learned in this course? (5=Much more than most, 1=Much less than most)	5	4	10	0	0	0	19
		26%	21%	53%	0%	0%		
11	Overall rating of this instructor's teaching. (5=Almost always effective, 1=Almost never effective)	8	10	1	0	0	0	19
		42%	53%	5%	0%	0%		
12	Overall rating of this course. (5=One of the best, 1=One of the worst)	5	7	7	0	0	0	19
		26%	37%	37%	0%	0%		

This course is a	Student class level	Expected grade
Major requirement	16% Freshmen	95% A 32%
Gen. Ed. requirement	68% Sophomore	5% A- 26%
Other requirement	0% Junior	0% B+ 21%
Elective	16% Senior	0% B 11%
Missing	0% Graduate	0% B- 0%
	Other	0% C+ 0%
	Missing	0% C 0%
		C- 0%
		D+ 0%
		D 0%
		F 0%
		Other 0%
		Missing 11%

**University of Massachusetts Amherst Student Response to Instruction (SRTI)
Individual Section Report: Mean Comparisons (Within Class Size)**

Semester: SPR 2010 Instructor: HILL, SCOTT
Course: PHIL 160 Section #: B Class #: 56686
Forms returned: 19
Total enrollment: 29
Response rate: 66%

				**COMPARISON GROUP: Undergraduate sections with 25 to 59 enrolled					
		Instructor		Dept: PHIL # Sections: 24 Resp. rate: 65%		College: HFA # Sections: 476 Resp. rate: 76%		Campus # Sections: 2,749 Resp. rate: 74%	
Item #	SRTI Item	Mean	St. Dev.	Mean	St. Dev.	Mean	St. Dev.	Mean	St. Dev.
1	The instructor was well prepared for class. (5=Almost always, 1=Almost never)	4.5	0.77	4.7	0.26	4.7	0.27	4.7	0.33
2	The instructor explained course material clearly. (5=Almost always, 1=Almost never)	4.5	0.70	4.4	0.31	4.4	0.41	4.3	0.51
3	The instructor cleared up points of confusion. (5=Almost always, 1=Almost never)	4.5	0.84	4.2	0.33	4.4	0.41	4.3	0.50
4	The instructor used class time well. (5=Almost always, 1=Almost never)	4.6	0.60	4.4	0.33	4.5	0.38	4.5	0.41
5	The instructor inspired interest in the subject matter. (5=Almost always, 1=Almost never)	4.2	0.90	4.0	0.36	4.3	0.45	4.2	0.53
6	The instructor showed an interest in helping students learn. (5=Almost always, 1=Almost never)	4.5	0.61	4.3	0.37	4.5	0.37	4.5	0.45
7	I received useful feedback on my performance. (5=Almost always, 1=Almost never)	4.5	0.70	4.1	0.43	4.3	0.45	4.1	0.54
8	The methods of evaluating my work were fair. (5=Almost always, 1=Almost never)	4.8	0.50	4.4	0.40	4.5	0.37	4.4	0.42
9	The instructor stimulated student participation. (5=Almost always, 1=Almost never)	4.7	0.58	4.1	0.39	4.3	0.55	4.2	0.58
10	Overall, how much do you feel you learned in this course? (5=Much more than most, 1=Much less than most)	3.7	0.87	3.7	0.38	4.0	0.47	3.9	0.52
11	Overall rating of this instructor's teaching. (5=Almost always effective, 1=Almost never effective)	4.4	0.60	4.2	0.37	4.3	0.47	4.2	0.53
12	Overall rating of this course. (5=One of the best, 1=One of the worst)	3.9	0.81	3.7	0.41	4.0	0.52	3.9	0.57



***Reported only for 10 or more sections. Comparison group means are calculated using combined data for academic years 2006-08. Undergraduate sections are used as the comparison group for 500-level courses. Dept = all courses from the same department; College = courses from all other departments in the school/college; Campus = all UMass courses.*

**University of Massachusetts Amherst Student Response to Instruction (SRTI)
Individual Section Report: Item Frequencies**

Semester: FALL 2010 Instructor: HILL, SCOTT
Course: PHIL 160H Section #:01 Class #: 78060
Forms returned: 19
Total enrollment: 22
Response rate: 86%

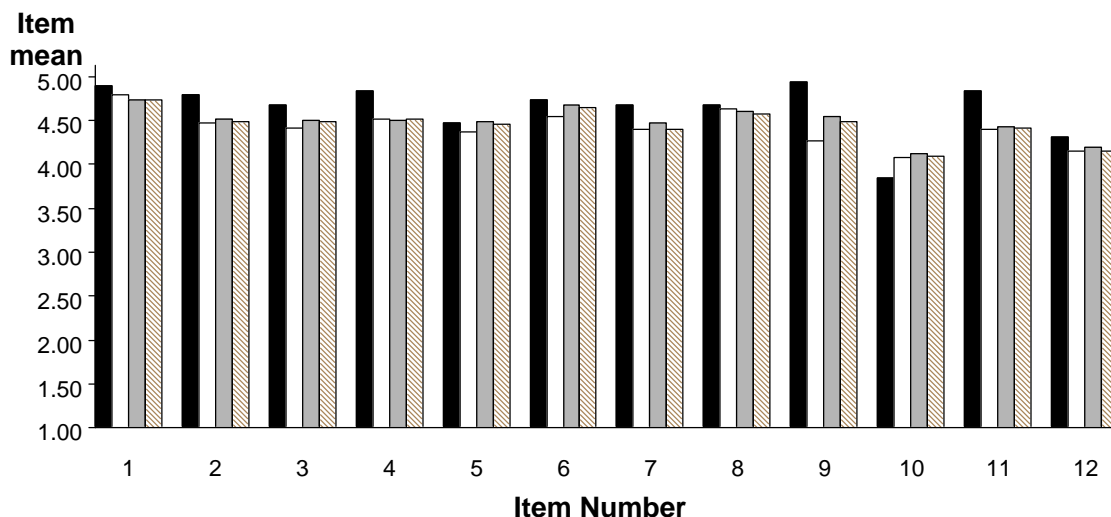
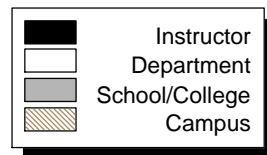
Item #	SRTI Item	5	4	3	2	1	OMIT	N
1	The instructor was well prepared for class. (5=Almost always, 1=Almost never)	17	2	0	0	0	0	19
		89%	11%	0%	0%	0%		
2	The instructor explained course material clearly. (5=Almost always, 1=Almost never)	15	4	0	0	0	0	19
		79%	21%	0%	0%	0%		
3	The instructor cleared up points of confusion. (5=Almost always, 1=Almost never)	13	6	0	0	0	0	19
		68%	32%	0%	0%	0%		
4	The instructor used class time well. (5=Almost always, 1=Almost never)	16	3	0	0	0	0	19
		84%	16%	0%	0%	0%		
5	The instructor inspired interest in the subject matter. (5=Almost always, 1=Almost never)	11	6	2	0	0	0	19
		58%	32%	11%	0%	0%		
6	The instructor showed an interest in helping students learn. (5=Almost always, 1=Almost never)	15	3	1	0	0	0	19
		79%	16%	5%	0%	0%		
7	I received useful feedback on my performance. (5=Almost always, 1=Almost never)	15	2	2	0	0	0	19
		79%	11%	11%	0%	0%		
8	The methods of evaluating my work were fair. (5=Almost always, 1=Almost never)	14	4	1	0	0	0	19
		74%	21%	5%	0%	0%		
9	The instructor stimulated student participation. (5=Almost always, 1=Almost never)	18	1	0	0	0	0	19
		95%	5%	0%	0%	0%		
10	Overall, how much do you feel you learned in this course? (5=Much more than most, 1=Much less than most)	3	10	6	0	0	0	19
		16%	53%	32%	0%	0%		
11	Overall rating of this instructor's teaching. (5=Almost always effective, 1=Almost never effective)	16	3	0	0	0	0	19
		84%	16%	0%	0%	0%		
12	Overall rating of this course. (5=One of the best, 1=One of the worst)	8	9	2	0	0	0	19
		42%	47%	11%	0%	0%		

This course is a	Student class level	Expected grade
Major requirement	5% Freshmen	74% A 53%
Gen. Ed. requirement	63% Sophomore	11% A- 26%
Other requirement	32% Junior	11% B+ 0%
Elective	0% Senior	5% B 11%
Missing	0% Graduate	0% B- 11%
	Other	0% C+ 0%
	Missing	0% C 0%
		C- 0%
		D+ 0%
		D 0%
		F 0%
		Other 0%
		Missing 0%

**University of Massachusetts Amherst Student Response to Instruction (SRTI)
Individual Section Report: Mean Comparisons (Within Class Size)**

Semester: FALL 2010 Instructor: HILL, SCOTT
Course: PHIL 160H Section #: 01 Class #: 78060
Forms returned: 19
Total enrollment: 22
Response rate: 86%

		**COMPARISON GROUP: Undergraduate sections with fewer than 25 enrolled							
		Instructor		Dept: PHIL # Sections: 52 Resp. rate: 76%		College: HFA # Sections: 1,266 Resp. rate: 83%		Campus # Sections: 3,414 Resp. rate: 84%	
Item #	SRTI Item	Mean	St. Dev.	Mean	St. Dev.	Mean	St. Dev.	Mean	St. Dev.
1	The instructor was well prepared for class. (5=Almost always, 1=Almost never)	4.9	0.32	4.8	0.22	4.7	0.34	4.7	0.32
2	The instructor explained course material clearly. (5=Almost always, 1=Almost never)	4.8	0.42	4.5	0.37	4.5	0.46	4.5	0.45
3	The instructor cleared up points of confusion. (5=Almost always, 1=Almost never)	4.7	0.48	4.4	0.43	4.5	0.46	4.5	0.45
4	The instructor used class time well. (5=Almost always, 1=Almost never)	4.8	0.37	4.5	0.39	4.5	0.45	4.5	0.43
5	The instructor inspired interest in the subject matter. (5=Almost always, 1=Almost never)	4.5	0.70	4.4	0.50	4.5	0.47	4.5	0.46
6	The instructor showed an interest in helping students learn. (5=Almost always, 1=Almost never)	4.7	0.56	4.5	0.35	4.7	0.36	4.6	0.37
7	I received useful feedback on my performance. (5=Almost always, 1=Almost never)	4.7	0.67	4.4	0.50	4.5	0.50	4.4	0.51
8	The methods of evaluating my work were fair. (5=Almost always, 1=Almost never)	4.7	0.58	4.6	0.38	4.6	0.40	4.6	0.40
9	The instructor stimulated student participation. (5=Almost always, 1=Almost never)	4.9	0.23	4.3	0.59	4.5	0.43	4.5	0.47
10	Overall, how much do you feel you learned in this course? (5=Much more than most, 1=Much less than most)	3.8	0.69	4.1	0.44	4.1	0.54	4.1	0.53
11	Overall rating of this instructor's teaching. (5=Almost always effective, 1=Almost never effective)	4.8	0.37	4.4	0.44	4.4	0.50	4.4	0.49
12	Overall rating of this course. (5=One of the best, 1=One of the worst)	4.3	0.67	4.2	0.51	4.2	0.56	4.2	0.55



***Reported only for 10 or more sections. Comparison group means are calculated using combined data for academic years 2007-09. Undergraduate sections are used as the comparison group for 500-level courses. Dept = all courses from the same department; College = courses from all other departments in the school/college; Campus = all UMass courses.*