

**University of Massachusetts Amherst Student Response to Instruction (SRTI)
Individual Section Report: Item Frequencies**

Semester: SPR 2013 Instructor: HILL, SCOTT
Course: PHIL 336 Section #:01 Class #: 12450
Forms returned: 11
Total enrollment: 15
Response rate: 73%

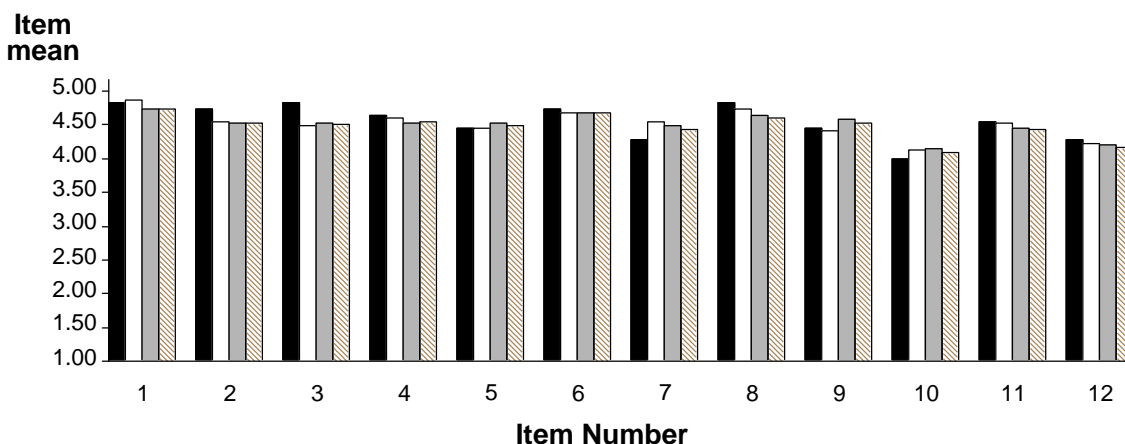

Item #	SRTI Item	5	4	3	2	1	OMIT	N
1	The instructor was well prepared for class. (5=Almost always, 1=Almost never)	9	2	0	0	0	0	11
		82%	18%	0%	0%	0%		
2	The instructor explained course material clearly. (5=Almost always, 1=Almost never)	9	1	1	0	0	0	11
		82%	9%	9%	0%	0%		
3	The instructor cleared up points of confusion. (5=Almost always, 1=Almost never)	10	0	1	0	0	0	11
		91%	0%	9%	0%	0%		
4	The instructor used class time well. (5=Almost always, 1=Almost never)	8	2	1	0	0	0	11
		73%	18%	9%	0%	0%		
5	The instructor inspired interest in the subject matter. (5=Almost always, 1=Almost never)	7	3	0	1	0	0	11
		64%	27%	0%	9%	0%		
6	The instructor showed an interest in helping students learn. (5=Almost always, 1=Almost never)	8	3	0	0	0	0	11
		73%	27%	0%	0%	0%		
7	I received useful feedback on my performance. (5=Almost always, 1=Almost never)	5	4	2	0	0	0	11
		45%	36%	18%	0%	0%		
8	The methods of evaluating my work were fair. (5=Almost always, 1=Almost never)	9	2	0	0	0	0	11
		82%	18%	0%	0%	0%		
9	The instructor stimulated student participation. (5=Almost always, 1=Almost never)	7	2	2	0	0	0	11
		64%	18%	18%	0%	0%		
10	Overall, how much do you feel you learned in this course? (5=Much more than most, 1=Much less than most)	4	4	2	1	0	0	11
		36%	36%	18%	9%	0%		
11	Overall rating of this instructor's teaching. (5=Almost always effective, 1=Almost never effective)	8	2	0	1	0	0	11
		73%	18%	0%	9%	0%		
12	Overall rating of this course. (5=One of the best, 1=One of the worst)	6	3	1	1	0	0	11
		55%	27%	9%	9%	0%		

This course is a	Student class level	Expected grade
Major requirement	55% Freshmen	27% A 36%
Gen. Ed. requirement	18% Sophomore	45% A- 9%
Other requirement	0% Junior	9% B+ 36%
Elective	18% Senior	9% B 0%
Missing	9% Graduate	0% B- 0%
	Other	0% C+ 0%
	Missing	9% C 0%
		C- 0%
		D+ 0%
		D 9%
		F 0%
		Other 0%
		Missing 9%

**University of Massachusetts Amherst Student Response to Instruction (SRTI)
Individual Section Report: Mean Comparisons (Within Class Size)**

Semester: SPR 2013 Instructor: HILL, SCOTT
Course: PHIL 336 Section #: 01 Class #: 12450
Forms returned: 11
Total enrollment: 15
Response rate: 73%

				**COMPARISON GROUP: Undergraduate sections with fewer than 25 enrolled							
				Instructor		Dept: PHIL # Sections: 44 Resp. rate: 79%		College: HFA # Sections: 1,328 Resp. rate: 86%		Campus # Sections: 3,825 Resp. rate: 86%	
Item #	SRTI Item	Mean	St. Dev.	Mean	St. Dev.	Mean	St. Dev.	Mean	St. Dev.		
1	The instructor was well prepared for class. (5=Almost always, 1=Almost never)	4.8	0.40	4.9	0.17	4.7	0.34	4.7	0.32		
2	The instructor explained course material clearly. (5=Almost always, 1=Almost never)	4.7	0.65	4.5	0.35	4.5	0.45	4.5	0.45		
3	The instructor cleared up points of confusion. (5=Almost always, 1=Almost never)	4.8	0.60	4.5	0.41	4.5	0.44	4.5	0.44		
4	The instructor used class time well. (5=Almost always, 1=Almost never)	4.6	0.67	4.6	0.32	4.5	0.43	4.5	0.42		
5	The instructor inspired interest in the subject matter. (5=Almost always, 1=Almost never)	4.5	0.93	4.4	0.38	4.5	0.46	4.5	0.46		
6	The instructor showed an interest in helping students learn. (5=Almost always, 1=Almost never)	4.7	0.47	4.7	0.28	4.7	0.37	4.7	0.37		
7	I received useful feedback on my performance. (5=Almost always, 1=Almost never)	4.3	0.79	4.5	0.40	4.5	0.47	4.4	0.50		
8	The methods of evaluating my work were fair. (5=Almost always, 1=Almost never)	4.8	0.40	4.7	0.32	4.6	0.39	4.6	0.40		
9	The instructor stimulated student participation. (5=Almost always, 1=Almost never)	4.5	0.82	4.4	0.44	4.6	0.41	4.5	0.46		
10	Overall, how much do you feel you learned in this course? (5=Much more than most, 1=Much less than most)	4.0	1.00	4.1	0.41	4.1	0.52	4.1	0.53		
11	Overall rating of this instructor's teaching. (5=Almost always effective, 1=Almost never effective)	4.5	0.93	4.5	0.38	4.4	0.49	4.4	0.48		
12	Overall rating of this course. (5=One of the best, 1=One of the worst)	4.3	1.01	4.2	0.47	4.2	0.55	4.2	0.56		



***Reported only for 10 or more sections. Comparison means are calculated using combined data for AY2009-AY2011. Undergraduate sections are used as the comparison group for 500-level courses. Dept = all courses from the same department; College = courses from all other departments in the school/college; Campus = all UMass courses.*

**University of Massachusetts Amherst Student Response to Instruction (SRTI)
Individual Section Report: Item Frequencies**

Semester: SPR 2011 Instructor: HILL, SCOTT
 Course: PHIL 336 Section #:01 Class #: 15610
 Forms returned: 23
 Total enrollment: 49
 Response rate: 47% *WARNING: SAMPLE MAY NOT BE REPRESENTATIVE DUE TO LOW RESPONSE*

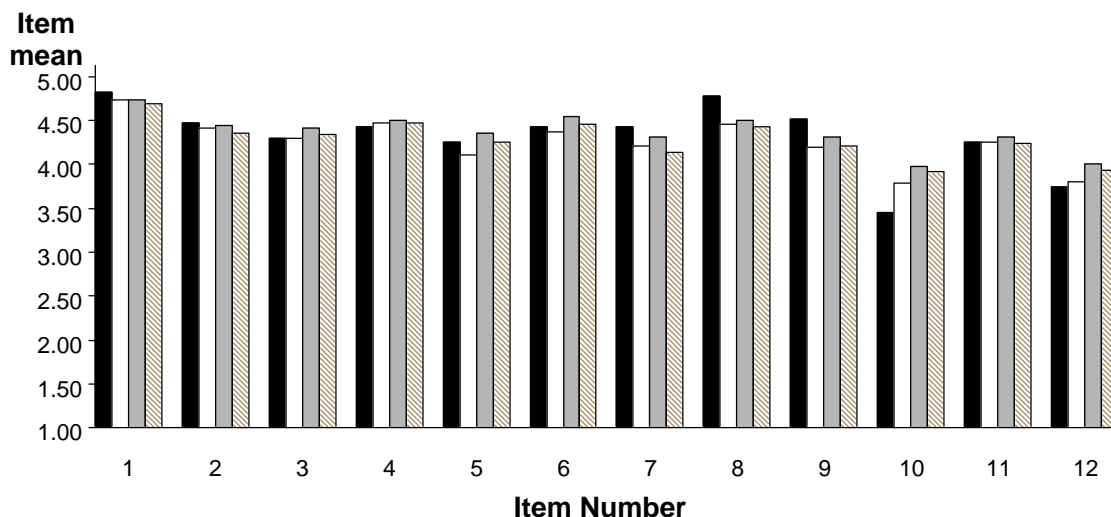
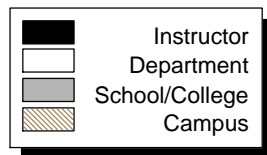
Item #	SRTI Item	5	4	3	2	1	OMIT	N
1	The instructor was well prepared for class. (5=Almost always, 1=Almost never)	19	4	0	0	0	0	23
		83%	17%	0%	0%	0%		
2	The instructor explained course material clearly. (5=Almost always, 1=Almost never)	12	10	1	0	0	0	23
		52%	43%	4%	0%	0%		
3	The instructor cleared up points of confusion. (5=Almost always, 1=Almost never)	8	14	1	0	0	0	23
		35%	61%	4%	0%	0%		
4	The instructor used class time well. (5=Almost always, 1=Almost never)	12	9	2	0	0	0	23
		52%	39%	9%	0%	0%		
5	The instructor inspired interest in the subject matter. (5=Almost always, 1=Almost never)	9	11	3	0	0	0	23
		39%	48%	13%	0%	0%		
6	The instructor showed an interest in helping students learn. (5=Almost always, 1=Almost never)	14	5	4	0	0	0	23
		61%	22%	17%	0%	0%		
7	I received useful feedback on my performance. (5=Almost always, 1=Almost never)	15	4	3	1	0	0	23
		65%	17%	13%	4%	0%		
8	The methods of evaluating my work were fair. (5=Almost always, 1=Almost never)	18	5	0	0	0	0	23
		78%	22%	0%	0%	0%		
9	The instructor stimulated student participation. (5=Almost always, 1=Almost never)	15	5	3	0	0	0	23
		65%	22%	13%	0%	0%		
10	Overall, how much do you feel you learned in this course? (5=Much more than most, 1=Much less than most)	4	4	12	2	0	1	22
		18%	18%	55%	9%	0%		
11	Overall rating of this instructor's teaching. (5=Almost always effective, 1=Almost never effective)	7	15	1	0	0	0	23
		30%	65%	4%	0%	0%		
12	Overall rating of this course. (5=One of the best, 1=One of the worst)	4	10	8	1	0	0	23
		17%	43%	35%	4%	0%		

This course is a	Student class level	Expected grade
Major requirement	30% Freshmen	9% A 39%
Gen. Ed. requirement	22% Sophomore	30% A- 22%
Other requirement	17% Junior	30% B+ 13%
Elective	30% Senior	30% B 13%
Missing	0% Graduate	0% B- 0%
	Other	0% C+ 4%
	Missing	0% C 4%
		C- 0%
		D+ 0%
		D 0%
		F 0%
		Other 0%
		Missing 4%

**University of Massachusetts Amherst Student Response to Instruction (SRTI)
Individual Section Report: Mean Comparisons (Within Class Size)**

Semester: SPR 2011 Instructor: HILL, SCOTT
Course: PHIL 336 Section #: 01 Class #: 15610
Forms returned: 23
Total enrollment: 49
Response rate: 47% *WARNING: SAMPLE MAY NOT BE REPRESENTATIVE DUE TO LOW RESPONSE*

				**COMPARISON GROUP: Undergraduate sections with 25 to 59 enrolled					
		Instructor		Dept: PHIL # Sections: 24 Resp. rate: 66%		College: HFA # Sections: 554 Resp. rate: 77%		Campus # Sections: 2,853 Resp. rate: 74%	
Item #	SRTI Item	Mean	St. Dev.	Mean	St. Dev.	Mean	St. Dev.	Mean	St. Dev.
1	The instructor was well prepared for class. (5=Almost always, 1=Almost never)	4.8	0.39	4.7	0.28	4.7	0.26	4.7	0.31
2	The instructor explained course material clearly. (5=Almost always, 1=Almost never)	4.5	0.59	4.4	0.30	4.5	0.40	4.4	0.50
3	The instructor cleared up points of confusion. (5=Almost always, 1=Almost never)	4.3	0.56	4.3	0.29	4.4	0.41	4.3	0.49
4	The instructor used class time well. (5=Almost always, 1=Almost never)	4.4	0.66	4.5	0.29	4.5	0.37	4.5	0.40
5	The instructor inspired interest in the subject matter. (5=Almost always, 1=Almost never)	4.3	0.69	4.1	0.30	4.4	0.44	4.3	0.52
6	The instructor showed an interest in helping students learn. (5=Almost always, 1=Almost never)	4.4	0.79	4.4	0.24	4.5	0.36	4.5	0.44
7	I received useful feedback on my performance. (5=Almost always, 1=Almost never)	4.4	0.90	4.2	0.36	4.3	0.45	4.1	0.54
8	The methods of evaluating my work were fair. (5=Almost always, 1=Almost never)	4.8	0.42	4.5	0.35	4.5	0.37	4.4	0.41
9	The instructor stimulated student participation. (5=Almost always, 1=Almost never)	4.5	0.73	4.2	0.38	4.3	0.54	4.2	0.57
10	Overall, how much do you feel you learned in this course? (5=Much more than most, 1=Much less than most)	3.5	0.91	3.8	0.35	4.0	0.47	3.9	0.51
11	Overall rating of this instructor's teaching. (5=Almost always effective, 1=Almost never effective)	4.3	0.54	4.2	0.34	4.3	0.46	4.2	0.52
12	Overall rating of this course. (5=One of the best, 1=One of the worst)	3.7	0.81	3.8	0.38	4.0	0.51	3.9	0.56



**Reported only for 10 or more sections. Comparison group means are calculated using combined data for academic years 2007-09. Undergraduate sections are used as the comparison group for 500-level courses. Dept = all courses from the same department; College = courses from all other departments in the school/college; Campus = all UMass courses.